

8 7 6 5 4 3 2 1

D

D

C

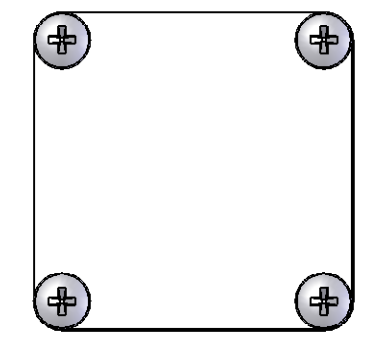
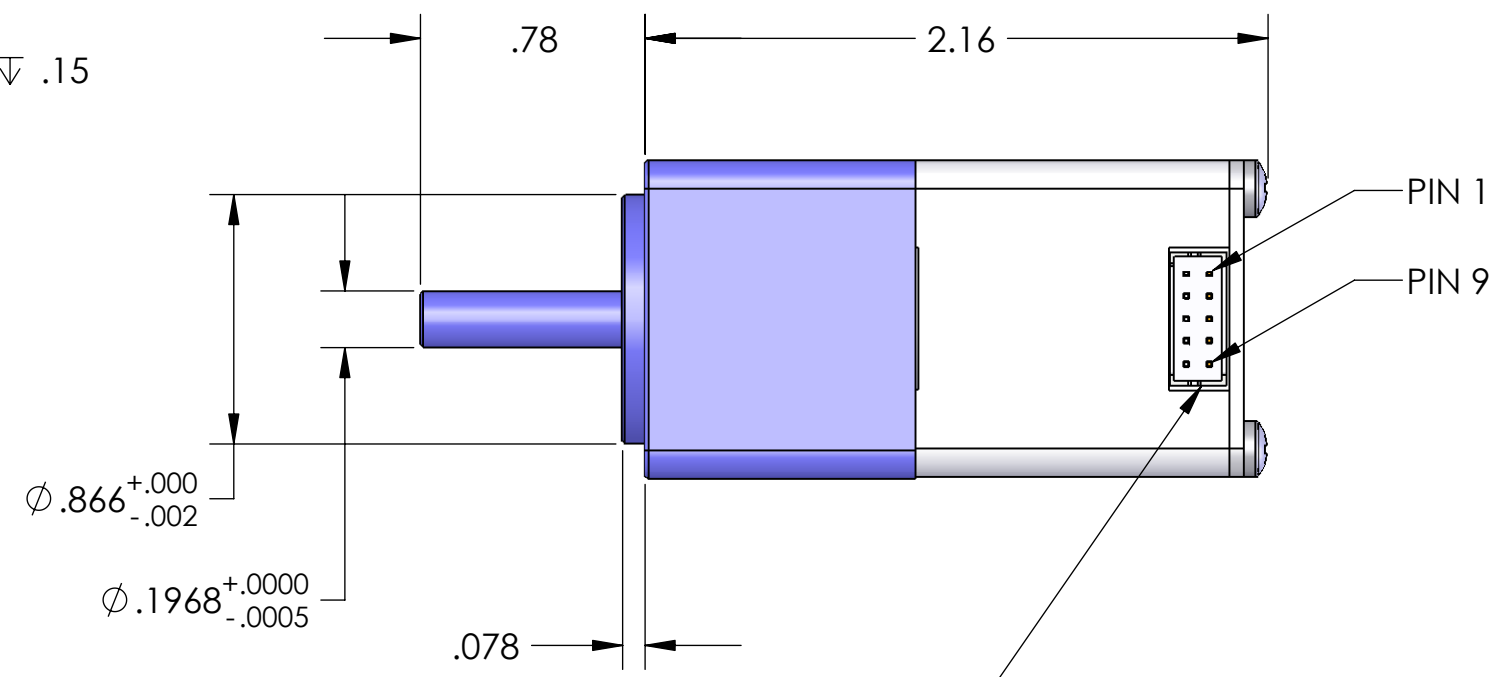
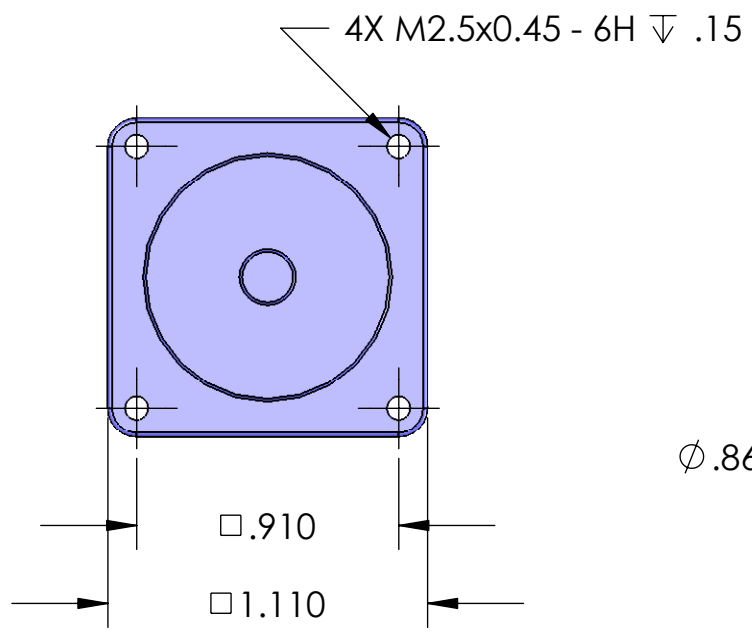
C

B

B

A

A



HIROSE CONNECTOR P/N: DF11-10DP-2DSA(24)  
MATING CONNECTOR P/N: DF11-10DS-2C

| MOTOR PINOUT |                              |
|--------------|------------------------------|
| PIN          | FUNCTION                     |
| 1            | +9 - +30 VDC (+V)            |
| 2            | Ground (-V)                  |
| 3            | I/O #1 (Input 1 or Output 1) |
| 4            | Input (Input 3)              |
| 5            | RS485 B                      |
| 6            | I/O #2 (Input 2 or Output 2) |
| 7            | RS485 A                      |
| 8            | Opto Sensor LED (Power OUT)  |
| 9            | Input (Input 4)              |
| 10           | N/C                          |

**PROPRIETARY AND CONFIDENTIAL**  
THE INFORMATION CONTAINED IN THIS DRAWING IS THE SOLE PROPERTY OF USAUTOMATION ANY REPRODUCTION IN PART OR AS A WHOLE WITHOUT THE WRITTEN PERMISSION OF USAUTOMATION IS PROHIBITED.

|                                      |         |                                 |          |
|--------------------------------------|---------|---------------------------------|----------|
| UNLESS OTHERWISE SPECIFIED:          |         | NAME                            | DATE     |
| DIMENSIONS ARE IN INCHES             |         | DRAWN                           |          |
| TOLERANCES:                          |         | CHECKED                         |          |
| FRACTIONAL ±1/32                     |         | ENG APPR.                       |          |
| ANGULAR: MACH ±.5° BEND ±1°          |         | MFG APPR.                       |          |
| TWO PLACE DECIMAL ±.03               |         | Q.A.                            |          |
| THREE PLACE DECIMAL ±.005            |         | COMMENTS:                       |          |
| INTERPRET GEOMETRIC TOLERANCING PER: |         | BREAK ALL EDGES 0.025 MAX       |          |
| MATERIAL                             |         | SIZE                            | DWG. NO. |
| FINISH                               |         | <b>B</b>                        | REV      |
| NEXT ASSY                            | USED ON | SCALE: 3:2 WEIGHT: SHEET 1 OF 1 |          |
| APPLICATION                          |         | DO NOT SCALE DRAWING            |          |

**USA**Automation  
Solutions in Linear Motion  
23011 MOULTON PARKWAY, SUITE J2  
LAGUNA HILLS, CA 92653  
949-588-0581

TITLE: **USA28-2102-X**

8 7 6 5 4 3 2 1